

PRODUCT DATA SHEET

SikaBond®-T35

TROWEL-APPLIED, POLYURETHANE WOOD FLOORING ADHESIVE

PRODUCT DESCRIPTION

SikaBond®-T35 is a one-component, low-VOC, low odor, moisture cured polyurethane adhesive for full surface bonding of wood flooring. SikaBond®-T35 will tenaciously bond wood to most surfaces, including concrete, plywood, and leveling and patch underlayments that have been properly prepared.

USES

SikaBond®-T35 may be used to bond all engineered, solid plank flat milled, shorts, bamboo, cork and parquet hardwood flooring designed by the manufacturer for glue down applications. This adhesive can also be used for many other bonding applications that are common for light commercial and residential applications including acoustic rubber underlayment systems.

CHARACTERISTICS / ADVANTAGES

- 170% Elongation
- Bonds up to 3/4" solid and engineered wood
- Low odor
- Easy to trowel
- Excellent workability
- Fast curing
- Crack bridging
- Suitable for common types of wood floors
- Suitable for in-floor radiant heat installation
- Contains no water
- Tenacious bond

APPROVALS / STANDARDS

LEED® EQc 4.1 (100 g/L limit)	SCAQMD, Rule 1168 (100 g/L limit)	BAAQMD, Reg. 8, Rule 51 (120 g/L limit)
passes	passes	passes

PRODUCT INFORMATION




Chemical Base	One-component polyurethane, moisture curing
Packaging	5 gal. (18.93 L) unit
Color	Tan
Shelf Life	12 months from date of production
Storage Conditions	Stored in undamaged original sealed containers, in dry conditions and protected from direct sunlight at temperatures between 50°F and 77°F (10°C and 25°C).
Density	9.85 lbs/gal (1.18 kg/L)



TECHNICAL INFORMATION

Shore A Hardness	~ 50 (after 28 days)
Tensile Strength	150 psi at 73°F (23°C) and 50% RH
Elongation at Break	~ 170% cured at 73°F (23°C) and 50% RH
Shear Strength	150 psi using 1 mm adhesive thickness at 73°F (23°C) and 50% RH
Service Temperature	-40°F to +158°F


APPLICATION INFORMATION

Coverage

FOR USE AS ADHESIVE ONLY			
Flooring Type		Trowel	Coverage
Solid	Max Thickness: 3/4" Max Width: 8"	1/4" x 1/4" x 1/4" Square notch 	30 sq.ft. per gal.
Engineered	Thickness: 3/4" Max Width: Unlimited	P5: 3/16" x 3/16" x 3/16" Flat V-notch 	45-50 sq.ft. per gal.
		3/16" x 5/32" V-Notch 	50 sq.ft. per gal.

FOR ALL-IN-ONE MOISTURE AND SOUND CONTROL			
Flooring Type		Trowel	Coverage
Solid or Engineered	Solid: Max Thickness: 3/4" Max Width: 8"	1/4" x 1/4" V-Notch 	30-35 sq.ft. per gal.
	Eng: Max Thickness: 3/4" Max Width: Unlimited	SCMB: 1/8" x 5/32" x 3/16" 	30-35 sq.ft. per gal.

For All-in-One Coverage: 100% adhesive coverage to concrete and 100% adhesive transfer to back of board is required

FOR USE WITH UNDERLAYMENT			
Flooring Type		Trowel	Coverage
Cork or rubber underlayment		1/8" x 1/8" Square notch* 	80 sq.ft. per gal.

*Recommended trowel size for 3.2mm material

- Coverage must be monitored to ensure accuracy of application. Trowel angle may prevent proper coverage.
- Applicator is responsible for periodic inspection of the trowel to check for excessive wear. Worn trowels must be replaced immediately.
- In case of uneven substrates, it may be necessary to use a notched trowel with bigger notches (avert hollow sections).
- Coverage must be monitored to ensure accuracy of application. Trowel angle may prevent proper coverage.
- Trowel size is recommended to obtain proper coverage larger sizes are acceptable. Excessive amounts of adhesive may cause wood flooring to slide while placing check coverage during installation.
- P5 trowels should be used at 90° angle, SC+MB trowel or 1/4 in. (6.3 mm) x 1/4 in. (6.3 mm) V-notch at 45° angle to subfloor to get stated coverages.
- Substrate Quality: Structurally sound, clean, dry, homogeneous, even, free from grease, dust and loose particles, paint, laitance, and other poorly adhering particles must be removed.
- The P5 and SC+MB trowel are available from Sika.

Sag Flow	Consistency: Spreads easily, holds ridges after troweling
Ambient Air Temperature	Room temperature between 60°F (15°C) and 90°F (35°C). For ambient temperatures the standard construction rules are relevant. Follow all wood floor manufacturer's acclimation and room temperature requirements.
Relative Air Humidity	Between 40% and 70% during installation is best for adhesive. See wood floor manufacturer for wood requirements.
Substrate Temperature	During laying and until SikaBond®-T35 has fully cured, substrate temperature should be greater than 60°F (15°C) and in case of radiant heating, less than 70°F (20°C). For substrate temperatures, the standard construction rules are relevant.
Substrate Moisture Content	For use as an adhesive only: SikaBond® T-35 is not affected by moisture or vapor transmission. For protection of the wood, follow the wood floor manufacturer's requirements for subfloor moisture. If substrate is not acceptable, use SikaBond® T-35 at recommended coverage rate as All-in-One or Sika® MB. See Technical Data Sheet for proper instruction. For use as an adhesive and membrane: Concrete moisture vapor emission rate (MVER) may not exceed 15 lbs. per 1,000 sq.ft. (5,44 kg per 92,9 m²) per 24 hours, anhydrous calcium chloride test (ASTM F1869). Do not install when the relative humidity (RH) of the concrete slab exceeds 90% (ASTM F2170).
Curing Rate	4.0 mm/24 hrs. at 73°F (23°C) and 50% RH. Floor may accept light foot traffic after 6-8 hrs. (depending on climatic conditions and adhesive layer thickness).
Skin Time / Laying Time	~ 45-60 minutes at 73°F (23°C) and 50% RH

APPLICATION INSTRUCTIONS

Substrate Quality

Substrate must be clean and dry, homogeneous, even, free from grease, dust and loose particles. Paint, laitance and other poorly adhering particles must be removed by mechanical means.

SUBSTRATE PREPARATION

SikaBond® can be used on properly prepared, structurally sound concrete, cementitious patch/underlayments, chipboards, ceramic tiles, plywood. For on-grade subfloors Sika® recommends the use of Sika® MB for best protection against sub-floor moisture – moisture testing is required by the wood flooring manufacturer for best results with the wood flooring products. Below grade applications are generally not recommended unless proper precautions are taken to protect the wood flooring from sub-floor and in-room humidity extremes. Sika® recommends the use of Sika® MB over any dry, gypsum based sub-flooring to enhance surface strength. Preparation is a critical step in the installation process and will ensure a successful long term tenacious bond. All concrete, cement screed and gypsum based subfloors must be structurally sound, clean, dry, smooth; free of voids, projections, loose materials, oil, grease, sealers and other surface contaminants Thoroughly clean with an industrial vacuum. Remove laitance or weak areas mechanically and thoroughly. For application over ceramic tiles it is necessary to grind tile surfaces and clean thoroughly with an industrial vacuum. For substrates with old well bonded adhesive or adhesive residue use Sika® MB – see

Sika® MB data sheet for installation instructions and proper details. If surface contains asphalt (cutback) adhesive follow the Resilient Floor Covering Institute "Recommended Work Practices" for removal. When the asphalt (cutback) adhesive is sufficiently removed use Sika® MB to help promote adhesion to the subfloor – or use an industry approved levelling compound over the cutback residue. SikaBond®-T35 will adhere to most common patching/levelling compounds. Due to differences in asphalt based adhesive types and performance capabilities; applicator must verify that preparation of the surface is sufficient prior to using Sika® MB or patch/level compound. Due to differences in asphalt-based adhesive types and performance capabilities, applicators must verify that preparation of the surface is sufficient prior to using Sika® MB or patch/level compound. For unknown substrates, please contact Sika® Technical Services for best practices at 1-800-933-SIKA.

APPLICATION METHOD / TOOLS

Read and understand data sheet completely before beginning installation. Follow all industry standards, as well as hardwood and bamboo flooring manufacturer's recommendations for floor flatness, acclimation, design, layout, application, etc. of wood flooring material. If job-site conditions are outside of flooring manufacturer's recommendations, take necessary corrective actions as recommended by the floor manufacturer to address these issues. Whether the moisture content of substrate exceeds or is within the manufacturer's recommendations, to address current or possible future subfloor moisture, apply SikaBond®-T35 as directed. SikaBond®-T35 is applied to the properly prepared substrate directly from

the pail and uniformly distributed by trowel as described on this Product Data Sheet. Press the wood floor elements firmly into the adhesive so that the wood floor underside is sufficiently wetted. The elements can then be joined together using a rubber hammer and an impact block and/ or rubber mallet. Many types of wood floors have to be tapped from the top. Leave gaps at room perimeters and at any floor wall partition to allow wood flooring to move naturally – follow recommended guidelines from wood floor manufacturer. Spacers should be used to ensure perimeter space is maintained. The wood flooring manufacturer's laying instructions, acclimation requirements, room humidity/environmental control requirements as well as standard construction rules must be observed.

Removal

All tools must be cleaned immediately after use with SikaBond® Remover or standard industry cleaning solvent. Any adhesive that is permitted to cure on the tool will need to be removed by mechanical means. SikaBond® Remover can be used to remove uncured or cured adhesive and fingerprints from wood surface.

CLEANING OF TOOLS

Clean all tools and application equipment immediately after use with Sika® Remover-208. Once cured, residual material can only be removed mechanically. For cleaning skin use Sika® Cleaning Wipes-100.

LIMITATIONS

- Wood size limitations can be found in coverage section
- Room temperatures should be between 50°F and 90°F during installation unless otherwise specified limitations by wood flooring manufacturer.
- Do not use on wet, contaminated or friable substrates.
- When needed Sika recommends the use of Portland Cement based patching and levelling compounds for best results.
- Gypsum based sub-floors are very susceptible to excess moisture and will be degraded if exposed to excess moisture from below or above.
- Below grade installations are typically more difficult to control moisture and room humidity levels – if this cannot be done sufficiently then below grade applications should use structurally sound Engineered hardwood only.
- Do not use in areas subject to hydrostatic head or in areas subject to secondary source of moisture.
- Do not use over concrete with curing compounds, sealers or other surface treatments that could impact the adhesion.
- This adhesive will not prevent moisture related damage to wood flooring installations.
- Sub-floor should be level – do not use adhesive as a levelling agent.
- Cutback or other asphaltic based residue must be removed.
- Adhesive should be kept above 60°F for best workabil-

ity.

- Sufficient ambient moisture is necessary for proper curing.
- Installations over radiant heat require that slab temperature be kept below 70°F during installation and for 48 hours after installation – then raised slowly up to final desired temperature. Follow wood floor manufacturer's temperature guidelines.

Wood floors in non-insulated areas or areas without a damp proof membrane, must only be installed after the application of Sika® MB to control the moisture, if within product limitations. For detailed instructions consult the Product Data Sheets or contact our Technical Service. In case of chemically pre-treated types of wood floors (e.g. ammonia, wood stain, timber preservative or woods that have been pre-sealed on the back side) and woods with high oil content SikaBond should only be used if adhesion tests are run by applicator prior to starting application. Do not use on PE, PP, TEFLON, and certain plasticized synthetic materials. (Carry out pre-trials). Some primers can negatively influence the adhesion of SikaBond (pre-trials suggested). Do not expose SikaBond® to alcohol; this will impact the curing of the SikaBond®.

BASIS OF PRODUCT DATA

Results may differ based upon statistical variations depending upon mixing methods and equipment, temperature, application methods, test methods, actual site conditions and curing conditions.

OTHER RESTRICTIONS

See Legal Disclaimer.

ENVIRONMENTAL, HEALTH AND SAFETY

For further information and advice regarding transportation, handling, storage and disposal of chemical products, user should refer to the actual Safety Data Sheets containing physical, environmental, toxicological and other safety related data. User must read the current actual Safety Data Sheets before using any products. In case of an emergency, call CHEMTREC at 1-800-424-9300, International 703-527-3887.

DIRECTIVE 2004/42/CE - LIMITATION OF EMISSIONS OF VOC

≤ 60

LEGAL DISCLAIMER

- KEEP CONTAINER TIGHTLY CLOSED
- KEEP OUT OF REACH OF CHILDREN
- NOT FOR INTERNAL CONSUMPTION
- FOR INDUSTRIAL USE ONLY
- FOR PROFESSIONAL USE ONLY

Prior to each use of any product of Sika Corporation, its subsidiaries or affiliates ("SIKA"), the user must always read and follow the warnings and instructions on the product's most current product label, Product Data Sheet and Safety Data Sheet which are available at usa.sika.com or by calling SIKA's Technical Service Department at 800-933-7452. Nothing contained in any SIKA literature or materials relieves the user of the obligation to read and follow the warnings and instructions for each SIKA product as set forth in the current product label, Product Data Sheet and Safety Data Sheet prior to use of the SIKA product.

SIKA warrants this product for one year from date of installation to be free from manufacturing defects and to meet the technical properties on the current Product Data Sheet if used as directed within the product's shelf life. User determines suitability of product for intended use and assumes all risks. User's and/or buyer's sole remedy shall be limited to the purchase price or replacement of this product exclusive of any labor costs. **NO OTHER WARRANTIES EXPRESS OR IMPLIED SHALL APPLY INCLUDING ANY WARRANTY OF MERCHANTABILITY OR FITNESS FOR A PARTICULAR PURPOSE. SIKA SHALL NOT BE LIABLE UNDER ANY LEGAL THEORY FOR SPECIAL OR CONSEQUENTIAL DAMAGES. SIKA SHALL NOT BE RESPONSIBLE FOR THE USE OF THIS PRODUCT IN A MANNER TO INFRINGE ON ANY PATENT OR ANY OTHER INTELLECTUAL PROPERTY RIGHTS HELD BY OTHERS.**

Sale of SIKA products are subject to the Terms and Conditions of Sale which are available at <https://usa.sika.com/en/group/SikaCorp/termsandconditions.html> or by calling 201-933-8300.

Sika Corporation
201 Polito Avenue
Lyndhurst, NJ 07071
Phone: 800-933-7452
Fax: 201-933-6225

Sika Mexicana S.A. de C.V.
Carretera Libre Celaya Km. 8.5
Fracc. Industrial Balvanera
Corregidora, Queretaro
C.P. 76920
Phone: 52 442 2385800
Fax: 52 442 2250537

Sika Canada Inc.
601 Delmar Avenue
Pointe Claire
Quebec H9R 4A9
Phone: 514-697-2610
Fax: 514-694-2792



Product Data Sheet
SikaBond®-T35
January 2019, Version 01.04
020512010000000024

SikaBond-T35-en-US-(01-2019)-1-4.pdf

